
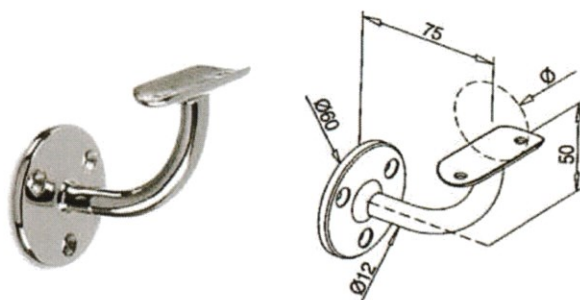


7

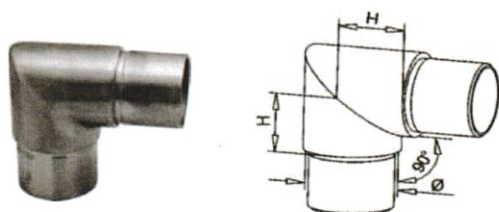
**MANCORRENTE INOX
LUCIDO SPECCHIO**

**Tubolare**

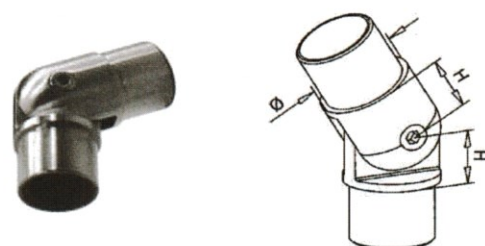
Art. Nr.	Ø	S	L	Materiale
TUS042S206LVER	42,4	2,0	6000	Aisi 316 lucido
TUS042S206LVER3	42,4	2,0	3000	Aisi 316 lucido

**Sostegno a muro fisso**

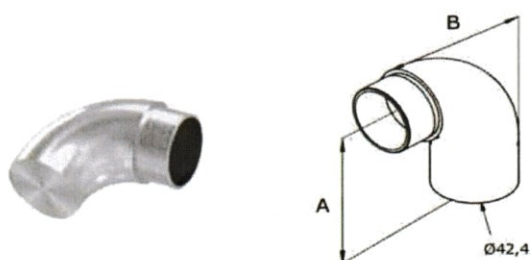
Art. nr.	Ø	Base	Materiale
040D426L	42,4	Ø60	Aisi 316 lucido

**Angolo 90° M-M**


Art. nr.	Ø	H	Materiale
170D426L	42,4	44	Aisi 316 lucido

**Giunto a snodo (2 vie)**

Art. nr.	Ø	H	Materiale
250D426L	42,4	28	Aisi 316 lucido

**Curva cieca 90° terminale**

Art. Nr.	A	B	Materiale
172D426L	45	64	Aisi 316 lucido

**Giunto di connessione**

Art. Nr.	Ø	H	Materiale
6GA2L	42,4	5	Aisi 316 lucido

**Calotta terminale piatta**

Art. Nr.	Ø	H	Materiale
141D426L	42,4	3	Aisi 316 lucido

**Calotta terminale piana**

Art. Nr.	Ø	H	Materiale
142D426L	42,4	6	Aisi 316 lucido