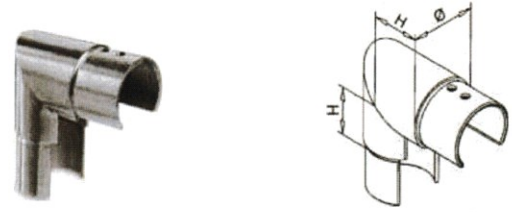


18

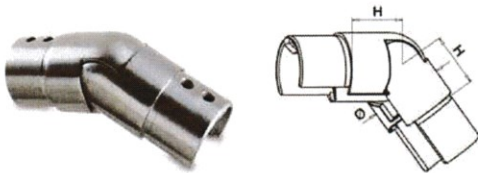
**SISTEMA VETRO CON TUBO
SCANALATO "U TYPE"**

**Gomito 90° scanalato (Orizz.)**

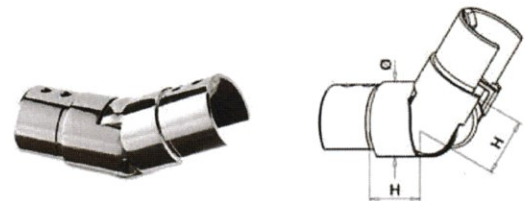
| Art. Nr. | Ø | H | Materiale |
|----------|----------|----|-----------|
| 173D42 | 42,4x1,5 | 30 | Aisi 304 |
| 173D426 | 42,4x1,5 | 30 | Aisi 316 |

**Gomito 90° scanalato (Vert.)**

| Art. Nr. | Ø | H | Materiale |
|----------|----------|----|-----------|
| 174D42 | 42,4x1,5 | 30 | Aisi 304 |
| 174D426 | 42,4x1,5 | 30 | Aisi 316 |

**Snodo scanalato 25-55° in basso**

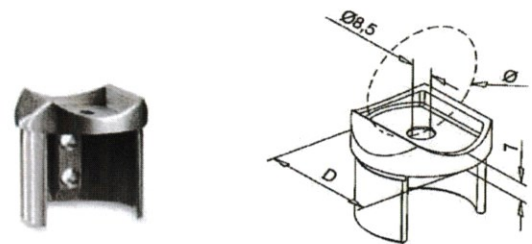
| Art. Nr. | Ø | H | Materiale |
|----------|----------|----|-----------|
| 176D42 | 42,4x1,5 | 30 | Aisi 304 |

**Snodo scanalato 25-55° in alto**

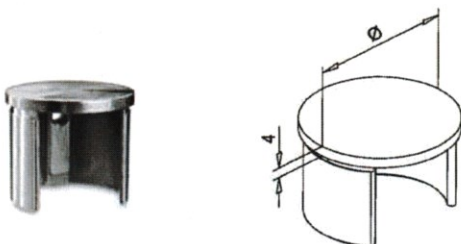
| Art. Nr. | Ø | H | Materiale |
|----------|----------|----|-----------|
| 177D42 | 42,4x1,5 | 30 | Aisi 304 |

**Giunto scanalato**

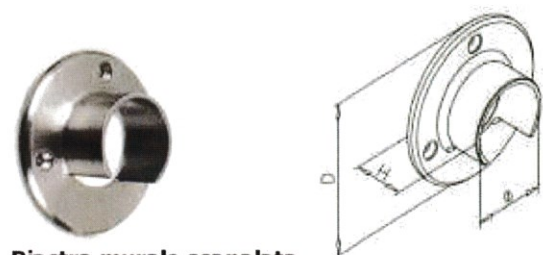
| Art. Nr. | Ø | Materiale |
|----------|----------|-----------|
| 285D42 | 42,4x1,5 | Aisi 304 |
| 285D426 | 42,4x1,5 | Aisi 316 |

**Sella scanalata**

| Art. Nr. | Ø | D | Materiale |
|----------|------|----------|-----------|
| 159D42 | 42,4 | 42,4x1,5 | Aisi 304 |
| 159D426 | 42,4 | 42,4x1,5 | Aisi 316 |


**Calotta scanalata piatta**

| Art. Nr. | Ø | Materiale |
|----------|----------|-----------|
| 158D42 | 42,4x1,5 | Aisi 304 |
| 158D426 | 42,4x1,5 | Aisi 316 |

**Piastra murale scanalata**


| Art. Nr. | Ø | D | H | Materiale |
|----------|------|----|----|-----------|
| 175D42 | 42,4 | 90 | 30 | Aisi 304 |
| 175D426 | 42,4 | 90 | 30 | Aisi 316 |

18 Tubolare scanalato e guarnizione in gomma EPDM



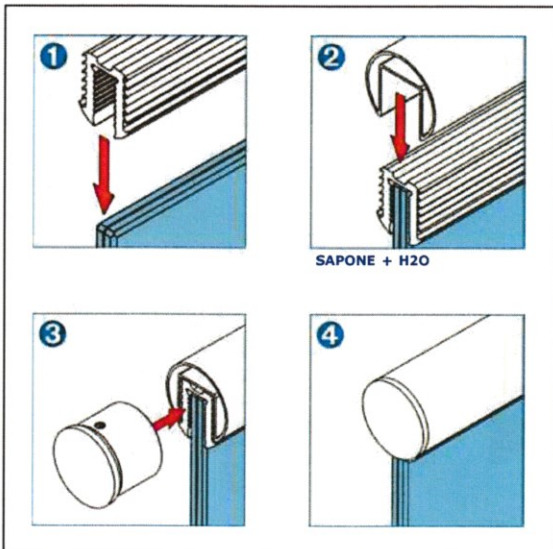
Tubo Scanalato U per vetro

| Art.Nr. | Ø | U | T | L | Materiale |
|------------|----------|----|----|---------|-----------|
| TU04224SC | 42,4x1,5 | 24 | 24 | 6000 mm | Aisi 304 |
| TU042246SC | 42,4x1,5 | 24 | 24 | 6000 mm | Aisi 316 |




Guarnizione in gomma EPDM nera per tubo scanalato

| Art. Nr. | Ø | U | G | L |
|-----------|------|----|---------------|-----------|
| GOMMA813 | 42,4 | 24 | 8-12mm | su misura |
| GOMMA1418 | 42,4 | 24 | 12,76-17,52mm | su misura |
| GOMMA2022 | 42,4 | 24 | 20-21,52mm | su misura |



NB: Prima di alloggiare il tubo scanalato sulla guarnizione, come si vede al **Punto 2**, è consigliabile cospargere con acqua e sapone la gomma stessa per agevolare l'innesto del tubolare scanalato.



Sistema con VETRO "incorniciato" superiormente e inferiormente da tubo scanalato Ø42,4x1,5mm. Tale sistema permette di ridurre lo spessore del vetro ed evitarne la foratura necessaria con le pinze serravetro.

